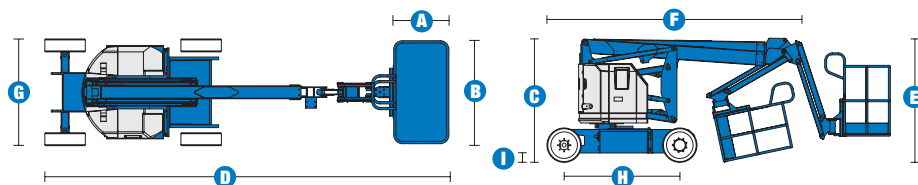
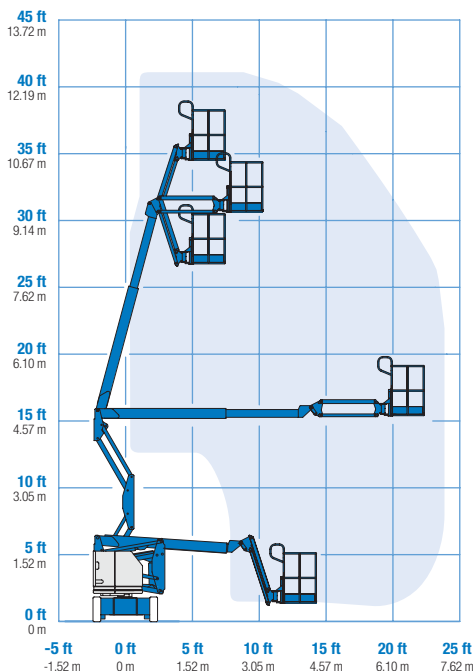


Specifications



RANGE OF MOTION Z™-34/22N



| MODEL | | Z™-34/22N | |
|------------------------------------|------------|-----------|--|
| MEASUREMENTS | US | Metric | |
| Working height maximum* | 40 ft 6 in | 12.52 m | |
| Platform height maximum | 34 ft 6 in | 10.52 m | |
| Horizontal reach maximum | 22 ft 3 in | 6.78 m | |
| Up and over clearance maximum | 15 ft 2 in | 4.62 m | |
| A Platform length | 2 ft 6 in | .76 m | |
| B Platform width | 4 ft 8 in | 1.42 m | |
| C Height - stowed | 6 ft 7 in | 2.00 m | |
| D Length - stowed | 18 ft 9 in | 5.72 m | |
| E Storage height | 7 ft 5 in | 2.26 m | |
| F Storage length | 13 ft 9 in | 4.19 m | |
| G Width | 4 ft 10 in | 1.47 m | |
| H Wheelbase | 6 ft 2 in | 1.88 m | |
| I Ground clearance - center | 5.5 in | .14 m | |

| PRODUCTIVITY | | |
|--|---------------------|-------------------|
| Lift capacity | 500 lbs | 227 kg |
| Platform rotation | 180° | |
| Vertical jib rotation | 139° | |
| Turntable rotation | 355° non-continuous | |
| Turntable tailswing | zero | |
| Drive speed - stowed | 4.0 mph | 6.4 km/h |
| Drive speed - raised** | 0.68 mph | 1.1 km/h |
| Gradeability - stowed*** | 35% | |
| Turning radius - inside | 7 ft | 2.13 m |
| Turning radius - outside | 13 ft 5 in | 4.08 m |
| Controls | 24V DC proportional | |
| Tires (solid rubber, non-marking, treaded) | 22 x 7 x 17.75 in | .56 x .18 x .45 m |

| POWER | | |
|-------------------------|--|--------|
| Power source | 48V DC (eight 6 V batteries 315 Ah capacity) | |
| Auxiliary power unit | 24V DC | |
| Hydraulic tank capacity | 4 gal | 15.1 L |

| WEIGHT**** | | |
|------------|------------|----------|
| | 11,400 lbs | 5,171 kg |

STANDARDS COMPLIANCE ANSI A92.5, CSA B354.4, EN 280, AS 1418.10

* The metric equivalent of working height adds 2 m to platform height. U.S. adds 6 ft to platform height.
 ** In lift mode (platform raised), the machine is designed to operate on firm, level surfaces only.
 *** Gradeability applies to driving on slopes. See operator's manual for details regarding slope ratings.
 **** Weight will vary depending on options and/or country standards.

Features

EASILY CONFIGURED TO MEET YOUR NEEDS

PLATFORM OPTIONS

- Steel 4 ft 8 in (1.42 m) (standard)
- Steel 3 ft 10 in (1.17 m)

JIB

- 4 ft (1.22 m) jib boom

POWER

- 48V DC power source

DRIVE

- 2WD

TIRE

- Solid rubber non-marking

STANDARD FEATURES

MEASUREMENTS

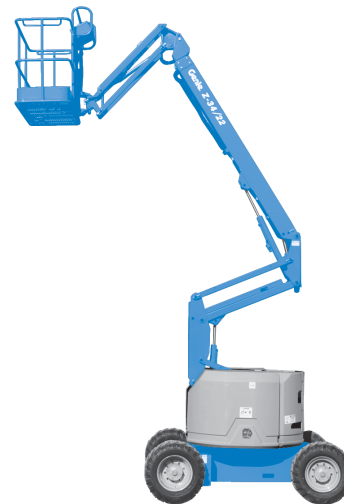
- 40 ft 6 in (12.52 m) working height
- 22 ft 3 in (6.78 m) horizontal reach
- 15 ft 2 in (4.62 m) up and over clearance
- Up to 500 lbs (227 kg) lift capacity

PRODUCTIVITY

- 4 ft (1.22 m) jib boom with 139° working range
- Self-leveling platform
- Hydraulic platform rotation
- Fully proportional controls
- Thumb rocker steer
- Drive enable
- AC power cord to platform
- Horn
- Hour meter
- Tilt alarm
- Descent & travel alarms
- 355° non-continuous turntable rotation
- Zero tailswing

POWER

- 48V deep cycle battery pack
- 24V DC auxiliary power
- Universal 30A battery smart charger



OPTIONS & ACCESSORIES

PRODUCTIVITY

- Platform swing gate
- Half-mesh platform inserts with swing gate
- Air line to platform
- Fire resistant hydraulic oil
- Biodegradable hydraulic oil
- Hostile environment package
- Tool tray
- Fluorescent tube caddy
- Pipe cradle (pair)
- Flashing beacon
- Platform work lights
- Lockable platform control box cover

POWER

- EE UL583 Fire Protection rating
- Battery charge indicator (BCI)
- Low voltage interrupt with BCI
- 800 watt 120VAC power inverter

Genie United States

18340 NE 76th Street
P.O. Box 97030
Redmond, Washington 98073-9730

Telephone **+1 (425) 881-1800**
Toll Free in USA/Canada **+1 (800) 536-1800**
Fax +1 (425) 883-3475

Genie Europe

The Maltings
Wharf Road
Grantham NG31 6BH
UK

Telephone **+44 (0)1476 584333**
Fax +44 (0)1476 584334

Email: AWP-InfoEurope@terex.com

Distributed By:

Effective Date: January, 2010. Product specifications and prices are subject to change without notice or obligation. The photographs and/or drawings in this document are for illustrative purposes only. Refer to the appropriate Operator's Manual for instructions on the proper use of this equipment. Failure to follow the appropriate Operator's Manual when using our equipment or to otherwise act irresponsibly may result in serious injury or death. The only warranty applicable to our equipment is the standard written warranty applicable to the particular product and sale and we make no other warranty, express or implied. Products and services listed may be trademarks, service marks or trade-names of Terex Corporation, Genie Industries, Inc. and/or their subsidiaries in the U.S.A. and many other countries and all rights are reserved. Terex is a Registered Trademark of Terex Corporation in the U.S.A. and many other countries. Genie is a Registered Trademark of Genie Industries, Inc. in the U.S.A. and many other countries. Genie is a Terex Company. © 2010 Terex Corporation.